



COMPANY PROFILE





Quality is our strength.

For over forty years, we have been passionately producing automations for gates, barriers, automatic doors, garage doors, shutters and shutters.



Automatic Passion

The company was founded with the aim of satisfying the regional market of automation.

1984

Production of the first mould: like those of the AG 90, sliding gear motor in oil bath.

1990

Commercial alliance with Prastel, a company specialized in the design and implementation of electronic systems.

2004

Expansion of the product range by manufacturing and selling automatic doors.

2007

Opening of the new branch in Spain.

2012

Expansion with the purchase of a new plant and glass door automation patent with "invisible operator".

2022



Production

For over forty years we have been passionately producing automation systems for gates, barriers, automatic doors, garage doors and roller shutters.



Our workshop deals with the design and production of moulds:
150 proprietary moulds (between die-casting and plastic)
30 dies for aluminium profiles.

Our fleet consists of:
Lathes with numerical control;
Gear hobbing machines;
Rolling machines;
Three robotic stations for managing lathes and a welding robot.

The processes we carry out mainly concern the production of gears, shafts, worms, turned parts and also the processing of the material that needs welding.

Assembly is carried out internally by highly qualified personnel, with 15 production lines. Operators carry out a quality control, verifying that the product complies with the required requirements and meets the tolerances indicated in the production data sheets. About 200 kits are assembled daily.





Materials

Mechanical parts for gate motors are made of high quality materials such as stainless steel, aluminum and cast iron to ensure strength and durability. They are subjected to precise production processes for perfect compatibility. Production follows strict quality controls.





40 Years

Our company has forty years of experience in the field of automatic entrances. This solid experience has allowed us to consolidate skills and in-depth knowledge in the field of automated access solutions.





Export

Solid presence on international markets thanks to the export of our products to different countries of the world: America, Asia, Europe and Africa with networks of partners, distributors and sales channels.



Export

Nord America:
Canada.

Centro America:

Costa Rica, Panama (sede logistica) Cuba (fornitori accreditati dal governo Cubano), Repubblica Dominicana e island del Mar dei Caraibi.

Sud America:
Argentina, Cile, Ecuador e Perù.

Europa

Africa:

Marocco, Tunisia, Algeria, Libia, Egitto e Nigeria.

Asia:

Arabia Saudita, Cipro, Emirati Arabi Uniti, Giordania, India, Indonesia, Iran, Israele, Libano, Malesia, Turchia e Vietnam.

Australia

Our products



Swing gates




Sliding gates



Garage doors



Road barriers



Shutters and awings



Rolling shutters



Bollards



Accessories



Electronic control units



Sliding doors



Skylights, windows, domes



Turnstiles





PM-PM1

Arm automation for swing gates.

RESIDENTIAL COLLECTIVE VOLTAGE 230V

REVERSIBLE IRREVERSIBLE

- Electromechanical actuator.
- Stem in stainless steel.
- Aluminium structure.
- 2 versions: reversible and irreversible.
- Manual release with custom key.
- Opening 120° is correct.
- For doors up to 3.5 meters and weight 300kg.



LINEAR 11

Arm automation for swing gates.

RESIDENTIAL COLLECTIVE VOLTAGE 230 - 24V

IRREVERSIBLE

- Electromechanical actuator.
- Stem in stainless steel.
- Structure in extruded aluminium .
- Irreversible.
- Manual release with custom key.
- Opening 120° is correct.
- For doors up to 3mt and 200kg in weight.



PM1 SC

Arm automation for swing gates.

RESIDENTIAL COLLECTIVE VOLTAGE 230 - 24V

IRREVERSIBLE

- Electromechanical actuator.
- Rolled screw
- Structure in extruded aluminium .
- Irreversible.
- Manual release with custom key.
- Opening 120° is correct.
- For doors up to 3mt and 200kg in weight.



EGO

Arm automation for swing gates.

RESIDENTIAL COLLECTIVE VOLTAGE 230 - 24V

IRREVERSIBLE

- Electromechanical actuator.
- Stem in stainless steel.
- Structure in extruded aluminium .
- Irreversible.
- Manual release with custom key.
- Opening 120° is correct.
- For doors up to 4mt and 300kg in weight.





IBIS

Automation arm for swing gates.

RESIDENTIAL COLLECTIVE VOLTAGE 230 - 24V

IRREVERSIBLE

- Articulated electromechanical actuator.
- Structure in die-cast aluminium.
- Articulated arm anti-displacement
- Irreversible.
- Mechanical release with custom key.
- Opening 120° is correct.
- For doors up to 2.5mt and 200kg in weight.



PH-PH1

Hydraulic automation for swing gates.

RESIDENTIAL COLLECTIVE VOLTAGE 230V

REVERSIBLE IRREVERSIBLE

- Electromechanical actuator.
- Aluminium structure.
- 2 versions: reliable and irreversible.
- Manual release with custom key.
- Opening 90° years old.
- Hydraulic adjustment of the slowdown in closing.
- For doors up to 5m (PH1) and 6mt (PH) and 500kg in weight.



TEKNO

Automation arm for swing gates.

RESIDENTIAL COLLECTIVE VOLTAGE 230V

IRREVERSIBLE

- Articulated electromechanical actuator.
- Structure in die-cast aluminium.
- Articulated arm anti-displacement
- Irreversible.
- Mechanical release with triangular key.
- Opening 120° is correct.
- For doors up to 3.5mt and 800kg in weight.




UNDER-V

Underground automation for swing gates.

RESIDENTIAL COLLECTIVE VOLTAGE 230 - 24V

IRREVERSIBLE

- Electromechanical actuator underground.
- Structure in die-cast aluminium.
- Irreversible.
- Mechanical emergency release with lever.
- Opening 90 years old.
- Foundation box in galvanized sheet.
- For doors up to 3.5mt and 800kg in weight.



GEKO

Automation for sliding gates.

RESIDENTIAL COLLECTIVE VOLTAGE 230V

- Electromechanical gear motor.
- Structure in die-cast painted aluminium.
- Lever release with custom key.
- Mechanical parts lubricated with lithium grease.
- For gates weighing up to 400kg.



CARRERA

Automation for sliding gates.

RESIDENTIAL COLLECTIVE VOLTAGE 230 - 24V

- Electromechanical gearmotor.
- Painted die-cast aluminum structure.
- Lever release with personalized key.
- Mechanical parts lubricated with lithium grease
- Available with and without encoder.
- For gates weighing up to 1000kg.



SIMPLY

Automation for sliding gates.

RESIDENTIAL COLLECTIVE VOLTAGE 230 - 24V

- Electromechanical gear motor.
- Structure in die-cast painted aluminium.
- Lever release with custom key.
- Mechanical parts lubricated with lithium grease
- Available with and without encoder.
- For gates weighing up to 600kg.



AG FUTURE

Automation for sliding gates.

RESIDENTIAL COLLECTIVE VOLTAGE 230 - 380V

- Electromechanical gear motor.
- Structure in die-cast painted aluminium.
- Lever release with custom key.
- Stator and mechanical parts in oil bath.
- For gates weighing up to 1800kg.



AT PLUS

Automation for sliding gates.

RESIDENTIAL COLLECTIVE VOLTAGE 230 - 380V

- Electromechanical gear motor.
- Structure in die-cast painted aluminium.
- Lever release with custom key.
- Stator and mechanical parts in oil bath.
- Mechanical limit switch.
- For gates weighing up to 2500kg.



TOM

Automation for sliding gates.

RESIDENTIAL COLLECTIVE VOLTAGE 230 Δ - 400V

- Electromechanical gear motor.
- Structure in painted steel and stainless steel.
- Manual release with hex key.
- Mechanical limit switch.
- For gates weighing up to 5000kg.



Discover the new fast line

ESPRESSO



New inverter technology with twice the speed of the standard.



BASIC 09

Automation for garage doors.

RESIDENTIAL COLLECTIVE VOLTAGE 230 - 24V

IRREVERSIBLE

- Actuator for overhead garage doors.
- Solid steel and bronze gears.
- Mechanical parts lubricated with lithium grease.
- 24V encoder, 230V encoder on request.
- Start button inserted in the crankcase.
- Surface max 10mq.



UTILE

Electromechanical drive motor.

RESIDENTIAL COLLECTIVE VOLTAGE 24V

- Actuator for select doors and swing doors.
- Chain or pre-assembled belt.
- Mechanical parts lubricated with lithium grease.
- Control equipment with radio receiver and antenna.
- Surface max 14mq.



BASIC ON

Automation for garage doors.

RESIDENTIAL COLLECTIVE VOLTAGE 230V

IRREVERSIBLE

- Actuator for overhead garage doors.
- Solid steel and bronze gears.
- Mechanical parts lubricated with lithium grease.
- 24V encoder, 230V encoder on request.
- Lever locking device in die-casting.
- Surface max 10mq.



VICTOR-23

Electromechanical drive motor.

RESIDENTIAL COLLECTIVE VOLTAGE 24V

- Actuator for select doors and swing doors.
- Pre-assembled strap.
- Control equipment with radio receiver and antenna.
- Surface max 16mq.






BERTA MANUALE

Automation for road barriers.

RESIDENTIAL COLLECTIVE

- Manual barrier.
- Painted self-supporting steel structure.
- Box in die-cast aluminum.
- Cast iron and steel gears.
- Standard round rod attachment.
- Rods up to 6mt.



BERTA

Automation for road barriers.

RESIDENTIAL COLLECTIVE VOLTAGE 230 - 24V

IRREVERSIBLE

- Electromechanical barrier.
- Painted self-supporting steel structure.
- Box in die-cast aluminum.
- Cast iron and steel gears.
- Emergency release by crank.
- Standard round rod connection, optional rectangular rod.
- Rods up to 6mt.



ITALO

Automation for road barriers.

RESIDENTIAL COLLECTIVE VOLTAGE 230V

IRREVERSIBLE

- Electromechanical barrier.
- Painted self-supporting steel structure.
- Box in die-cast aluminum.
- Steel and bronze gears.
- Emergency release by knob.
- Air cooling by fan.
- Rods up to 3mt.



BEV 2

Automation for road barriers.

RESIDENTIAL COLLECTIVE VOLTAGE 230 - 24V

IRREVERSIBLE

- Electromechanical barrier.
- Structure in stainless steel.
- Box in die-cast aluminum.
- Cast iron and steel gears.
- Mechanical release with key.
- Standard round rod connection, optional rectangular rod.
- Rods up to 6mt.



MOLE Traffic bollard.

 RESIDENTIAL  COLLECTIVE  VOLTAGE 230V

 IRREVERSIBLE

- Internal steel pylon body 4 mm.
- Galvanized steel external pylon body.
- No adjustment and calibration required.
- Visible LED 360 someone.
- Fluidity of movement of the pylon.
- Maximum safety and consistent performance over time.



ALZO Chain barrier.

 RESIDENTIAL  COLLECTIVE  VOLTAGE 230 - 24V

 IRREVERSIBLE

- Galvanized and painted steel structure.
- Easily delimit small car parks or driveways.
- Intelligent: thanks to obstacle detection and automatic running programming.
- Chain up to 20mt long.




TONDO

Automation for rolling shutters.

RESIDENTIAL COLLECTIVE VOLTAGE 230V

IRREVERSIBLE

- Quick assembly.
- Manual release.
- Electrobrake.
- Built-in mechanical limit switch easily adjustable.
- Fast, quiet and reliable.
- Max weight 180kg.



KINDI

Automation for roller shutters.

RESIDENTIAL VOLTAGE 230V

- Painted aluminium die-casting gear motor.
- Wide range of adapters and accessories.
- Mechanical limit switch.
- Bracket and adapter 60/70mm.
- Wide range of adapters and accessories.
- Max weight 139Kg.



ROLL

Automation for rolling shutters.

RESIDENTIAL COLLECTIVE VOLTAGE 230V

REVERSIBLE IRREVERSIBLE

- Quick assembly.
- Manual release.
- Electrobrake.
- Built-in mechanical limit switch easily adjustable.
- Fast, quiet and reliable.
- Max weight 300kg.



KENDA

Automation for awnings.

RESIDENTIAL VOLTAGE 230V


- Painted aluminium die-casting gear motor.
- Wide range of adapters and accessories.
- Mechanical limit switch.
- Bracket and adapter 60/70mm.
- Wide range of adapters and accessories.
- Max weight 139Kg.



SPEED PLUS Automation for sliding doors.

 COLLECTIVE ● REVERSIBLE

- Reversible automation with 1 motor.
- Motor unit with 100 pulse optical encoder.
- Remote programming via digital selector.
- Interlock function.
- Air blade management.
- Crossbar 1 door: max weight 120 kg.
- Transom 2 doors: max weight 80 + 80 kg.



RIKI 20 Automatic turnstile.

 COLLECTIVE ⚡ VOLTAGE 230 - 120V


- Turnstile for access management.
- Available with Hi-Security monitor.
- Structure in stainless steel AISI 304 and door in polycarbonate.
- Door in 2 sizes: 600 mm-900 mm.
- Integrated crown light.



GEMINI ADVANCE Automation for sliding doors.

 COLLECTIVE ● REVERSIBLE

- Reversible automation with 1 motor.
- Motor unit with 100 pulse optical encoder.
- Remote programming via digital selector.
- Interlock function.
- Air blade management.
- Beam 1 door: max weight 150 kg.
- Transom 2 doors: max weight 100 + 100 kg.



ITAKA 20 Automatic turnstile.

 COLLECTIVE ⚡ VOLTAGE 24V

- Vertical turnstile at full height.
- Suitable for schools, factories and all types of installations that need strength and durability.
- Stainless steel.
- Access control and clock.
- Fingerprint. RFID reader. Facial recognition. Tickets.



THANKS
for your attention

We look forward to working with you!

